

MARVEL STUDIOS
**GUARDIANS
 OF THE GALAXY
 VOL. 2**

WHO SAYS!

MATCH THE QUOTES BELOW TO THE CHARACTERS THAT SAID THEM!



A
ROCKET



B
PETER QUILL



C
GAMORA



D
DRAX



E
NEBULA




F
MANTIS



G
KRAGLIN



H
YONDU



I
EGO



J
AYESHA

- | | |
|---|---|
| 01. <input type="checkbox"/> "We need to get the hell off this planet." | 10. <input type="checkbox"/> "The crabby puppy is so cute I want to die!" |
| 02. <input type="checkbox"/> "I'm what's called a Celestial, sweetheart." | 11. <input type="checkbox"/> "Look at you, a Garden of the Galaxy!" |
| 03. <input type="checkbox"/> "Isn't immortality boring?" | 12. <input type="checkbox"/> "I'm Mary Poppins, y'all!" |
| 04. <input type="checkbox"/> "It was beautiful. You earthers have hang-ups." | 13. <input type="checkbox"/> "No, that's the button that will kill everyone. Try again." |
| 05. <input type="checkbox"/> "I'm sorry, that was meant to be behind your back." | 14. <input type="checkbox"/> "Maybe this man could be your David Hasselhoff." |
| 06. <input type="checkbox"/> "There is no unspoken thing." | 15. <input type="checkbox"/> "I didn't mean to do a mutiny." |
| 07. <input type="checkbox"/> "You need to find a woman who's pathetic, like you." | 16. <input type="checkbox"/> "So here we are, a thief, one thug, an assassin, a maniac and an angry little tree." |
| 08. <input type="checkbox"/> "That, my child, is the next step in our evolution." | |
| 09. <input type="checkbox"/> "I've never felt such humor!" | |

ANSWERS FLIPPED: B : 16. G | 15. C | 14. A | 13. H | 12. E | 11. F | 10. J | 9. I | 8. D | 7. C | 6. A | 5. B | 4. E | 3. F | 2. G | 1. H

NOW ON BLU-RAY™, 4K, DVD AND DIGITAL HD



MARVEL STUDIOS
**GUARDIANS
OF THE GALAXY**
VOL. 2

BABY GROOT ESCAPE

Help Baby Groot escape the maze!



END


NOW ON BLU-RAY™, 4K, DVD AND DIGITAL HD



MARVEL STUDIOS
**GUARDIANS
 OF THE GALAXY**
VOL. 2

YONDU

HEAD FIN

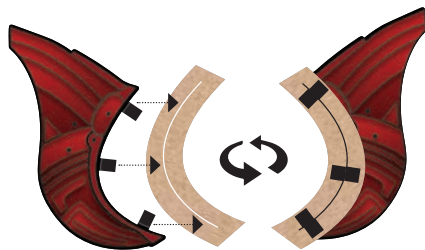



Print the following pages to create a custom Yondu head fin for your movie party night!

YOU WILL NEED: PRINTER / SCISSORS / CARDBOARD / GLUE STICK / BLACK DUCT TAPE / ELASTIC CORD

INSTRUCTIONS:

1) Print these pages out on your home printer. 2) Glue pages 2-3 onto two separate pieces of cardboard. 3) Carefully cut your mounted graphics out along the dotted line. 4) Align and glue the opposite sides together, leaving the tabs unglued. Fold tabs out at a 45° angle. 5) Cut out a strip of cardboard 2" x 10" in size using page 4 as your guide. 6) Cut an 8.5" x .125" slot out of the center of your 2" x 10" strip as shown on page 4. This will be your base. 7) Carefully insert your constructed fin piece into slot of your base strip until the out-folded tabs meet the other side of your base. This will require bending your base strip into a curved shape, matching the curve along the bottom of your fin. 8) Use a 10" strip of black duct tape to secure the tabs in place under the base. 9) Use your black duct tape to cover the topside of the cardboard on your base. 10) Poke 2 holes in your base (as shown on p. 4) for your elastic cord. 11) Fit your head fin by tying the elastic cord through the holes in the base like a party hat, making sure the adjust the length of your cord to fit properly.

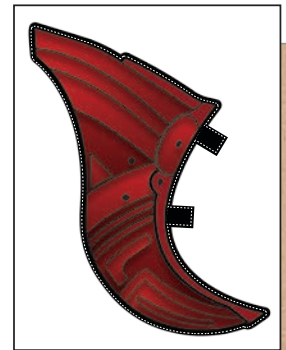
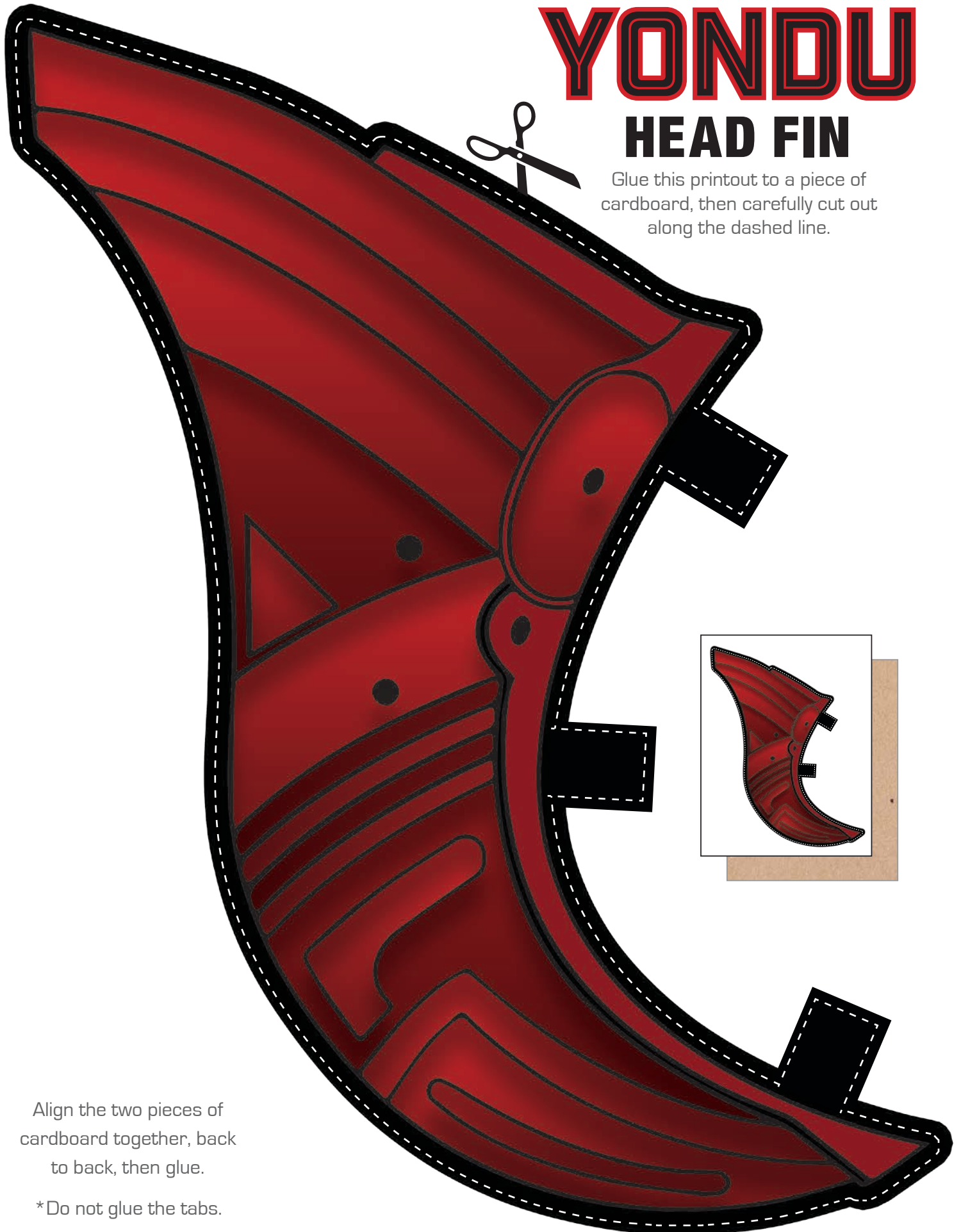


NOW ON BLU-RAY™, 4K, DVD AND DIGITAL HD

YONDU

HEAD FIN

Glue this printout to a piece of cardboard, then carefully cut out along the dashed line.



Align the two pieces of cardboard together, back to back, then glue.

*Do not glue the tabs.

YONDU

HEAD FIN

Glue this printout to a piece of cardboard, then carefully cut out along the dashed line.



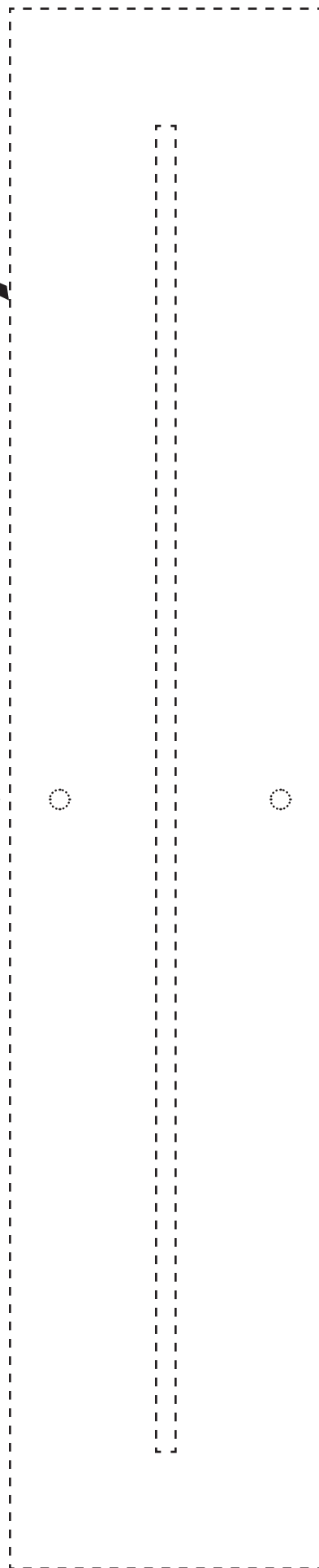

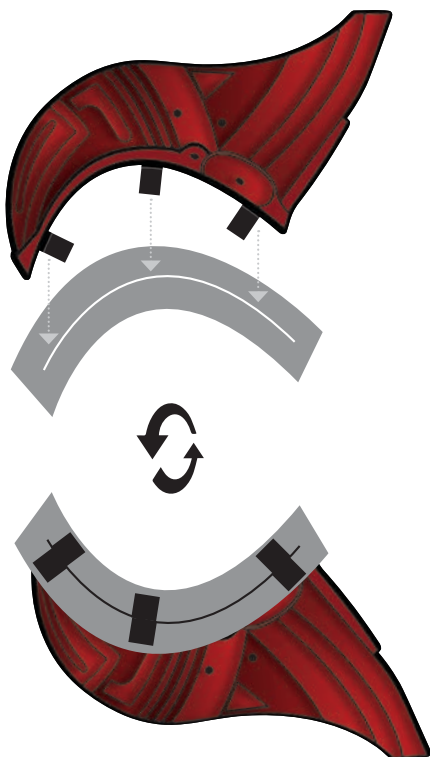
Align the two pieces of cardboard together, back to back, then glue.

*Do not glue the tabs.

YONDU

HEAD FIN BASE STRIP

Use this as a guide for your cardboard base.



MARVEL STUDIOS

GUARDIANS OF THE GALAXY VOL. 2

MOVIE BINGO



*Print the following 4 pages
Hand them out to your players*

WATCH & PLAY!

NOW ON BLU-RAY™, 4K, DVD AND DIGITAL HD




MARVEL STUDIOS

GUARDIANS OF THE GALAXY VOL. 2

MOVIE BINGO

PLAYER 1

How To Play: 1) Each person gets a different Bingo page (up to four may play). 2) Watch the movie closely, while looking for the different scenes that match the ones on your bingo page. 3) When you find a match, cross it off your page. 4) The first person to find five items in a row (vertically, horizontally or diagonally) calls out "BINGO" to WIN!




MARVEL STUDIOS

GUARDIANS OF THE GALAXY VOL. 2

MOVIE BINGO

PLAYER 2

How To Play: 1) Each person gets a different Bingo page (up to four may play). 2) Watch the movie closely, while looking for the different scenes that match the ones on your bingo page. 3) When you find a match, cross it off your page. 4) The first person to find five items in a row (vertically, horizontally or diagonally) calls out "BINGO" to WIN!




MARVEL STUDIOS

GUARDIANS OF THE GALAXY VOL. 2

MOVIE BINGO

PLAYER 3

How To Play: 1) Each person gets a different Bingo page (up to four may play). 2) Watch the movie closely, while looking for the different scenes that match the ones on your bingo page. 3) When you find a match, cross it off your page. 4) The first person to find five items in a row (vertically, horizontally or diagonally) calls out "BINGO" to WIN!



MARVEL STUDIOS

GUARDIANS OF THE GALAXY VOL. 2

MOVIE BINGO

PLAYER 4

How To Play: 1) Each person gets a different Bingo page (up to four may play). 2) Watch the movie closely, while looking for the different scenes that match the ones on your bingo page. 3) When you find a match, cross it off your page. 4) The first person to find five items in a row (vertically, horizontally or diagonally) calls out "BINGO" to WIN!

