






INVITATIONS Party Kit





LABELS Party Kit





CUPCAKE TOPPERS Party Kit

INSTRUCTIONS

Cut out the bubbles and tape one end of a lollipop stick or toothpick to the back and the other end sticks into the cupcake. Decorate all your party sweets with Cupcake Toppers.





BANNER Party Kit

INSTRUCTIONS

Use the bubble to make a Banner.
Write a message or draw a picture
and use them to decorate your party.





ACTIVITIES

Party Kit

FOOD

Slushious Surprise


The night before your party, pour a half cup of water and one teaspoon of salt into a sealable sandwich bag. Roll up the bag from the locking end to create a cylinder. Fill one per guest and lay the rolled up bags in the freezer overnight. During the party, pour grape juice cocktail into a sealable cup or jar and add one frozen bag. Have the kids shake the juice into a Slushious surprise!

Round is Better

The Boov love everything round! Create a display of jars full of snacks that are round, like grapes or gumballs! How many round snacks can you think of?

Bubble Cookies

Bake sugar cookies and use icing and candy to draw Oh inside the "bubble"!



Activities

Bubbles Everywhere!




Create your own bubble solution by mixing 1 cup of water, 4 tablespoons of a clear dish soap, and 1 tablespoon of glycerin. You can use that ratio to make as much as you need! You can pour the mix into jars as party favors or fill a kiddie pool and use a hula hoop or rope to make giant bubbles!

Mood Charades

Oh and the Boov change colors when their feelings change! Write different emotions on notecards, and take turns using your face and movements to help your friends guess the emotion! (You have to give clues without talking!)

Dance-Off

Wave your hands in the air like you just do not care! Add colorful lights to make the party brighter! Have an adult judge who is the craziest dancer.



Decorations

Bubble Banners

Use the bubble template in this kit to create a banner you can string up on the wall.

Window Bubbles

Tape Paper plates of various sizes to the windows like bubbles.

Slushious Car

Make your own Slushious car out of cardboard boxes and red paint.

